

interior doors

Palazzo[™]
Safe 'N Sound[®]
Masonite[®] Molded Panel Series

Environmentally...

Beautiful[™]

featuring
the all new
Saddlebrook[™]



MASONITE. THE BEAUTIFUL DOOR.®

Our dedication to producing products that you can trust and rely on for performance and beauty started over 80 years ago when a researcher, engineer and inventor by the name of William H. Mason made a revolutionary discovery. He found that post-industrial wood chips could be recycled to create building products, making the environment an integral part of the foundation on which Masonite was built.

We remain relentlessly committed to delivering product, service and design innovations that enhance beauty and functionality. These innovations make your home more beautiful and create greater value for our customers throughout the world.

index

Palazzo Series 2

Anniversary Collection 4

Molded Panel Series 6

Safe 'N Sound, Safe 'N Sound Emerald & Hollow Core Emerald 8

Green Association & Certification 10

Design & Size Options 12



PALAZZO SERIES®



PALAZZO® FEATURES

- Distinct raised moulding combined with unique, high-definition panel profiles
- Exceptionally smooth surface, ideal for painting and decorating
- Masonite's unique Engineered Component Construction – Core reinforcements¹ are strategically positioned throughout the door in the stiles, rails and panels to maximize performance, designed to have the weight^{*}, feel and richness of stile & rail wood doors, along with the performance benefits of a composite wood product.
- Three architectural designs available in both 1-3/8" and 1-3/4" doors
- Also available with a 20-minute fire rating
- United States Patent #6,588,162, other patents pending

Note: ¹ Core reinforcements are made from composite wood substrates.


* Weight comparison is based on matching or exceeding the weight of a domestic pine, stile & rail, 2 panel wood door.



Bellagio®
2 arched panels



Capri®
2 square panels



Treviso™
3 panel camber-top

transforming interiors

Presenting the Palazzo Series®

Masonite's Palazzo Series® Molded Panel Doors feature distinct raised moulding combined with unique, high-definition, European-style panel profiles like no other door. Three extraordinary architectural designs with the feel and richness of stile & rail wood doors include: the 2 panel arched Bellagio®, the 2 panel square top Capri® and the 3 panel camber top Treviso™. All three Palazzo designs make a grand impression, adding elegance and sophistication to any room.

exceptional definition & elegance



honoring
over 80 years of innovation

Presenting the
Anniversary Collection



Designed to commemorate our 80th year, these four beautiful timeless designs offer the ultimate in wood door authenticity with the benefits of a composite wood product.

- Saddlebrook – Country-inspired 1 panel v-groove plank design
- Cheyenne – Features unique beaded planks with a custom panel profile
- Glenview – Architecturally designed in Craftsman/Mission style
- Riverside – Versatile design featuring molded shaker panel profile

Anniversary Collection Doors Feature:

- Feature lines distinguish architectural correctness of authentic stile & rail wood doors
- Smooth surface, perfect for painting and decorating
- Optional Safe 'N Sound® / Emerald™ "green" specification offered for all styles
- Full range of passage door and bifold widths available
- 20 minute fire rating doors available in select sizes (1-3/4")

Anniversary Collection




NEW



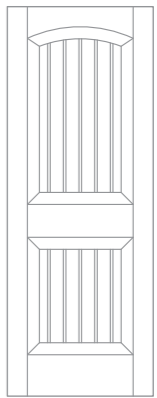
Saddlebrook™ features

- Saddlebrook™ 1 panel plank**
- New, unique v-groove plank design
 - 80" and 96" heights available
 - Also available in 45- and 60-minute fire rating
 - Coordinates with Barrington® Flagstaff™ plank fiberglass entry doors



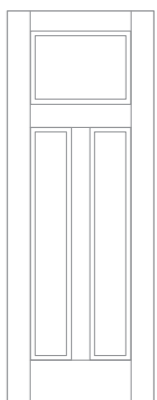
Cheyenne® features

- Cheyenne® 2 panel camber-top plank smooth**
- New, unique panel/sticking profile
 - Beautiful, beaded planked design
 - 80" and 96" heights available
 - Coordinates with Barrington® Sierra™ fiberglass entry doors



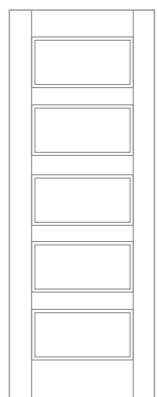
Glenview™ features

- Glenview™ 3 panel Craftsman smooth**
- Craftsman / Mission style architectural design
 - 80" height available
 - Coordinates with our Barrington® or Belleville® Craftsman Fiberglass Entry Doors



Riverside™ features

- Riverside™ 5 panel equal smooth**
- Molded shaker panel profile
 - 80", 84" and 96" heights available (96" Riverside features 6 panels)





beautifully engineered doors


Molded Panel Doors from Masonite are more durable, resist warping, shrinking, and cracking better than solid wood doors. These beautifully engineered doors suit any decór and are available in either smooth or textured finish with matching bifolds. All doors come primed for easy finishing in a variety of widths and heights.

Best of all, no old growth timber is harvested solely for the production of Molded Panel Doors from Masonite. By-product wood chips and timber from sustainably managed forests are used by facilities with a commitment to environmental excellence in every step of the door manufacturing process.

Our commitment to engineer the best products in an environmentally responsible way results in a product that is both beautiful and durable.

Masonite Classic Molded Panel Doors are available in a variety of construction options:


- Standard hollow core and Hollow Core Emerald™ construction
- Safe 'N Sound® and Safe 'N Sound® Emerald™ solid core construction
- 20-, 45- and 60-minute fire doors in select heights and designs (1-3/4" only)



Masonite's Commitment to Environmental Responsibility

From the environmentally conscious homeowner to the professional architect designing projects to achieve a "Green" industry certification, Masonite has the solution with Safe 'N Sound®, Safe 'N Sound® Emerald™ and our new Hollow Core Emerald™ Molded Panel Doors.

With Safe 'N Sound and Emerald Series construction, you never have to sacrifice design or quality for environmental stewardship. Safe 'N Sound and Emerald doors continue to satisfy virtually any design or application requirement and continue to maintain the high quality characteristics that Masonite customers have come to expect.



environmentally beautiful



(1-3/8" thickness)

Answering the call for a "Green" sound-reducing interior door, comes the environmentally responsible Safe 'N Sound, manufactured with DorCor™, an essential ingredient in making this product "Green." DorCor is a low density fiberboard made from wheat straw, an annually renewable, agricultural, wheat by-product.



(1-3/8", 1-3/4" thickness)

Utilizing DorCor, this product has all of the green features of the standard Safe 'N Sound door with the added attributes of being Forest Stewardship Council (FSC) certified and containing No Added Urea-Formaldehyde, plus a 20-minute fire rating is available in 1-3/4" thickness.

Safe 'N Sound Emerald provides a solution for "Green" specifiers by contributing to industry certifications such as the USGBC® LEED® program, NAHB National Green Building Program™, as well as individual local and regional environmental building programs.

BuildingGreen, LLC, publisher of the GreenSpec® Directory and Environmental Building News®, selected Masonite® Safe 'N Sound® Emerald® doors as a 2008 Top-10 Green Building product.



This award recognizes the most innovative and exciting Green Building products added to the GreenSpec Directory during the past year or covered in Environmental Building News.

Safe 'N Sound® & Safe 'N Sound® Emerald™ brings you:

- Heft and Feel of Solid Wood**
Get the extra weight and hefty feel of a solid wood door with DorCor. DorCor gives Masonite Molded Panel Doors added dimensional stability and provides complete support for multiple-panel designs.
- Easy Installation**
DorCor is lighter than conventional particleboard core allowing for easier handling, installation and less hinge and jamb wear.
- Reduces Sound Transmission**
Safe 'N Sound significantly reduces sound transmission versus a standard hollow core flush door.
Note: 1-3/8" inoperable doors tested per ASTM E90-97 and E413-87
- Beauty of Wood**
Primed smooth or textured wood-grain surface provides the look and feel of a solid wood panel door.



Hollow Core Emerald™ Molded Panel Doors (1-3/8" thickness)

Masonite proudly introduces the Hollow Core Emerald Molded Panel Door with many of the same "green" features and attributes of the Safe 'N Sound Emerald, yet with a hollow core, offering an alternate solution to "Green" projects and budget-minded specifiers and customers.



Safe 'N Sound, Safe 'N Sound Emerald & Hollow Core Emerald "green" attributes

Rapidly Renewable Materials

Safe 'N Sound and Safe 'N Sound Emerald doors are manufactured with DorCor, which is produced from rapidly renewable wheat straw/fiber.

Pre-Consumer Recycled Content

DorCor used in Safe 'N Sound and Safe 'N Sound Emerald is produced from pre-consumer recycled wheat straw. The Molded facings used in these products, as well as, the Hollow Core Emerald are produced from wood chips that have pre-consumer recycled content.

Environmentally Preferred Products – Low Emissions Adhesives and Sealants

Adhesives used in the door assembly of Safe 'N Sound, Safe 'N Sound Emerald and Hollow Core Emerald contain low levels of VOC (volatile organic compounds).

Resource Efficient Materials

Safe 'N Sound, Safe 'N Sound Emerald and Hollow Core Emerald door components consist of engineered composite materials, using less material to meet the same end-use requirements as conventional doors.

Indoor Environmental Quality

Although formaldehyde is a naturally occurring compound in wood:

- Safe 'N Sound doors meet ANSI 208.1 and ANSI 208.2 formaldehyde emissions standards for particleboard and medium density fiberboard.
- Safe 'N Sound Emerald and Hollow Core Emerald doors pass Indoor Air Quality test requirements according to CA DHS Section 01350.

No Added UF (Urea-Formaldehyde)

No urea-formaldehyde was used in the Safe 'N Sound Emerald or Hollow Core Emerald manufacturing process. All adhesives and binders used are urea-formaldehyde free.

FSC Certified – Commitment to Sustainable Forestry
Safe 'N Sound Emerald Molded Doors are FSC certified – manufactured from wood products that are third party certified for sustainable forest management.

design & size options

Safe 'N Sound® and Safe 'N Sound® Emerald® Solid Core, plus Hollow Core Emerald construction is offered in Masonite® Molded Panel Series and Masonite® Anniversary Collection designs.


thickness

1-3/8" width for Safe 'N Sound, Safe 'N Sound Emerald and Hollow Core Emerald
1-3/4" width – with and without 20 minute fire rating available in Safe 'N Sound Emerald Solid Core

size availability

Available as passage and bifold doors (1-3/8" only) in 80", 84" and 96" heights; 12" through 36" passage widths; 24" through 72" bifold widths.

MOLDED PANEL SERIES™



	2 panel arch-top	2 panel arch-top	2 panel roman	2 panel smooth	3 panel textured	4 panel arch-top textured	4 panel textured	4 panel smooth	6 panel textured	6 panel smooth
Height 80"	•	•	•	•	•	•	•	•	•	•
Height 84"	–	•	•	•	–	–	–	•	•	•
Height 96"	–	•	•	•	–	–	–	•	•	•

ANNIVERSARY COLLECTION



	Cheyenne	Glenview	Riverside	Saddlebrook
smooth	•	•	•	•
smooth	–	–	•	–
smooth	•	–	•	•

green association & certification cross reference



	safe'n'sound SOLID CORE MOLDED PANEL DOORS	Hollow Core	safe'n'sound EMERALD™ SOLID CORE MOLDED PANEL DOORS
	1-3/8" Safe 'N Sound Molded	1-3/8" Hollow Core Emerald NEW	1-3/8" SNS Emerald 1-3/4" SNS Emerald – NEW 1-3/4" SNS Emerald (20min) – NEW

	safe'n'sound SOLID CORE MOLDED PANEL DOORS	Hollow Core	safe'n'sound EMERALD™ SOLID CORE MOLDED PANEL DOORS
Low Formaldehyde / VOC emissions	YES	YES	YES
Pre-Consumer Recycled Content	YES	YES	YES
Rapidly Renewable Materials	YES	–	YES
Resource Efficient Materials	YES	YES	YES
Environmentally Preferred Products – Low Emissions Adhesives and Sealants	YES	YES	YES
No added Urea-Formaldehyde	–	YES	YES
Certified Wood	–	–	YES
USGBC® – LEED® – H			
Pre-Consumer Recycled Content	YES – MR 2.2	–	YES – MR 2.2
Environmentally Preferred Products – Low Emissions Adhesives and Sealants	YES – MR 2.2	YES – MR 2.2	YES – MR 2.2
Certified Wood	–	–	YES – MR 2.1
NAHB – National Green Building Program™			
Low Formaldehyde / VOC emissions	YES – 901.4	YES – 901.4	YES – 901.4
Pre-Consumer Recycled Content	YES – 604.1	YES – 604.1	YES – 604.1
Renewable Materials	YES – 606.1	–	YES – 606.1
Resource Efficient Materials	YES – 607.1	YES – 607.1	YES – 607.1
No added Urea-Formaldehyde	–	YES – 901.4	YES – 901.4
Certified Wood	–	–	YES – 606.2
USGBC® – LEED® NC v2.2			
Pre-Consumer Recycled Content	YES – MR 4.1 & 4.2	YES – MR 4.1 & 4.2	YES – MR 4.1 & 4.2
Rapidly Renewable Materials	YES – MR 6.0	–	YES – MR 6.0
No added Urea-Formaldehyde	–	YES – EQ 4.4	YES – EQ 4.4
Certified Wood	–	–	YES – MR 7.0

- Molded Panel products are available as CARB compliant to California and the surrounding areas. Please ask your Masonite Representative for details on ordering.
- For technical specification information, please visit our website at www.masonite.com or contact us at 800-663-DOOR (3667).
- This product contributes to satisfying the above credits of the U.S. Green Building Council's LEED Green Building Rating System™. For more information on LEED, visit www.usgbc.org.
- For more information on the NAHB National Green Building Program™, visit www.nahb.org.
- Evaluations of the Green Certifications above are provided as a courtesy for Masonite customers, further confirmation should be completed on a project basis by consulting the certification guidelines or contacting an association representative for verification.
- USGBC® and LEED® are registered trademarks of the U.S. Green Building Council.



design & size options

MOLDED PANEL SERIES

	12"	14"	15"	16"	18"	20"	24"	26"	28"	30"	32"	34"	36"	42"	16"	18"	24"	28"	30"	32"	36"	48"	60"	72"												
PASSAGE																									BIFOLDS											
2 panel arch-top																																				
smooth 80"	•	•	•	•	•	•	•	•	•	•	•	•	•	•	•	•	•	•	•	•	•	•	•	•												
textured 80"	•	•	•	•	•	•	•	•	•	•	•	•	•	•	•	•	•	•	•	•	•	•	•	•												
smooth 84"	•	•	•	•	•	•	•	•	•	•	•	•	•	•	•	•	•	•	•	•	•	•	•	•												
smooth 96"	•	•	•	•	•	•	•	•	•	•	•	•	•	•	•	•	•	•	•	•	•	•	•	•												
2 panel roman smooth																																				
smooth 80"	•	•	•	•	•	•	•	•	•	•	•	•	•	•	•	•	•	•	•	•	•	•	•	•												
smooth 84"	•	•	•	•	•	•	•	•	•	•	•	•	•	•	•	•	•	•	•	•	•	•	•	•												
smooth 96"	•	•	•	•	•	•	•	•	•	•	•	•	•	•	•	•	•	•	•	•	•	•	•	•												
2 panel																																				
smooth 80"	•	•	•	•	•	•	•	•	•	•	•	•	•	•	•	•	•	•	•	•	•	•	•	•												
smooth 84"	•	•	•	•	•	•	•	•	•	•	•	•	•	•	•	•	•	•	•	•	•	•	•	•												
smooth 96"	•	•	•	•	•	•	•	•	•	•	•	•	•	•	•	•	•	•	•	•	•	•	•	•												
3 panel																																				
textured 80"	•	•	•	•	•	•	•	•	•	•	•	•	•	•	•	•	•	•	•	•	•	•	•	•												
4 panel arch-top																																				
textured 80"	•	•	•	•	•	•	•	•	•	•	•	•	•	•	•	•	•	•	•	•	•	•	•	•												
4 panel																																				
smooth 80"	•	•	•	•	•	•	•	•	•	•	•	•	•	•	•	•	•	•	•	•	•	•	•	•												
textured 80"	•	•	•	•	•	•	•	•	•	•	•	•	•	•	•	•	•	•	•	•	•	•	•	•												
smooth 96"	•	•	•	•	•	•	•	•	•	•	•	•	•	•	•	•	•	•	•	•	•	•	•	•												
6 panel																																				
smooth 80"	•	•	•	•	•	•	•	•	•	•	•	•	•	•	•	•	•	•	•	•	•	•	•	•												
textured 80"	•	•	•	•	•	•	•	•	•	•	•	•	•	•	•	•	•	•	•	•	•	•	•	•												
smooth 84"	•	•	•	•	•	•	•	•	•	•	•	•	•	•	•	•	•	•	•	•	•	•	•	•												
textured 84"	•	•	•	•	•	•	•	•	•	•	•	•	•	•	•	•	•	•	•	•	•	•	•	•												
smooth 96"	•	•	•	•	•	•	•	•	•	•	•	•	•	•	•	•	•	•	•	•	•	•	•	•												
textured 96"	•	•	•	•	•	•	•	•	•	•	•	•	•	•	•	•	•	•	•	•	•	•	•	•												
6 panel Pre-Finished																																				
Finished White 80"	•	•	•	•	•	•	•	•	•	•	•	•	•	•	•	•	•	•	•	•	•	•	•	•												
MPS Amber Oak 80"	•	•	•	•	•	•	•	•	•	•	•	•	•	•	•	•	•	•	•	•	•	•	•	•												
MPS Honey Oak 80"	•	•	•	•	•	•	•	•	•	•	•	•	•	•	•	•	•	•	•	•	•	•	•	•												
MPS Sienna Oak 80"	•	•	•	•	•	•	•	•	•	•	•	•	•	•	•	•	•	•	•	•	•	•	•	•												
6 panel commercial																																				
smooth 80"	•	•	•	•	•	•	•	•	•	•	•	•	•	•	•	•	•	•	•	•	•	•	•	•												
smooth 84"	•	•	•	•	•	•	•	•	•	•	•	•	•	•	•	•	•	•	•	•	•	•	•	•												

Please note that some sizes are only available as a result of being trimmed from a larger facing. The trimming process may result in a stile width that is too narrow to accommodate a standard bore. To machine a standard bore with a 2-3/8" backset on the lock hole and a 2-1/8" diameter bore, the outer stile measurements must be no less than 3-7/16" wide. Many facings have a lockrail that will accommodate a standard bore even when the stile width is too narrow. Please refer to Masonite Molded Door Facing Dimensional Specifications to verify the outer stile measurements or contact your Masonite Interior Door servicing plant. Textured refers to embossed wood-grain. Pre-finished white is available textured only. Not all molded panel designs and sizes are available in all regions as stock products. Please check for special order availability. *Actually measures 17"-13/16".

ANNIVERSARY COLLECTION

	12"	14"	15"	16"	18"	20"	24"	26"	28"	30"	32"	34"	36"	18"	24"	28"	30"	32"	36"	48"	60"	72"														
PASSAGE																									BIFOLDS											
Cheyenne™																																				
smooth 80"	•	•	•	•	•	•	•	•	•	•	•	•	•	•	•	•	•	•	•	•	•	•	•													
smooth 96"	•	•	•	•	•	•	•	•	•	•	•	•	•	•	•	•	•	•	•	•	•	•	•													
Glenview™																																				
Smooth 80"	•	•	•	•	•	•	•	•	•	•	•	•	•	•	•	•	•	•	•	•	•	•	•													
Riverside™																																				
smooth 80"	•	•	•	•	•	•	•	•	•	•	•	•	•	•	•	•	•	•	•	•	•	•	•													
smooth 84"	•	•	•	•	•	•	•	•	•	•	•	•	•	•	•	•	•	•	•	•	•	•	•													
smooth 96"	•	•	•	•	•	•	•	•	•	•	•	•	•	•	•	•	•	•	•	•	•	•	•													
Saddlebrook™																																				
smooth 80"	•	•	•	•	•	•	•	•	•	•	•	•	•	•	•	•	•	•	•	•	•	•	•													
smooth 96"	•	•	•	•	•	•	•	•	•	•	•	•	•	•	•	•	•	•	•	•	•	•	•													

Please note that some sizes are only available as a result of being trimmed from a larger facing. The trimming process may result in a stile width that is too narrow to accommodate a standard bore. To machine a standard bore with a 2-3/8" backset on the lock hole and a 2-1/8" diameter bore, the outer stile measurements must be no less than 3-7/16" wide. Many facings have a lockrail that will accommodate a standard bore even when the stile width is too narrow. Please refer to Masonite Molded Door Facing Dimensional Specifications to verify the outer stile measurements or contact your Masonite Interior Door servicing plant. Not all molded panel designs and sizes are available in all regions as stock products. Please check for special order availability.

PALAZZO SERIES™

	12"	14"	15"	16"	18"	20"	24"	26"	28"	30"	32"	34"	36"	24"	30"	36"	48**	60**	72**										
PASSAGE																				BIFOLDS									
Bellagio™ (2 arched panels)																													
smooth 80"	•	•	•	•	•	•	•	•	•	•	•	•	•	•	•	•	•	•	•	•	•	•	•						
smooth 84"	•	•	•	•	•	•	•	•	•	•	•	•	•	•	•	•	•	•	•	•	•	•	•						
smooth 96"	•	•	•	•	•	•	•	•	•	•	•	•	•	•	•	•	•	•	•	•	•	•	•						
Capri™ (2 square panels)																													
smooth 80"	•	•	•	•	•	•	•	•	•	•	•	•	•	•	•	•	•	•	•	•	•	•	•						
smooth 84"	•	•	•	•	•	•	•	•	•	•	•	•	•	•	•	•	•	•	•	•	•	•	•						
smooth 96"	•	•	•	•	•	•	•	•	•	•	•	•	•	•	•	•	•	•	•	•	•	•	•						
Treviso™ (3 panels)																													
smooth 80"	•	•	•	•	•	•	•	•	•	•	•	•	•	•	•	•	•	•	•	•	•	•	•						
smooth 84"	•	•	•	•	•	•	•	•	•	•	•	•	•	•	•	•	•	•	•	•	•	•	•						
smooth 96"	•	•	•	•	•	•	•	•	•	•	•	•	•	•	•	•	•	•	•	•	•	•	•						

All Palazzo™ passage doors available in 6'8", 7'0" and 8'0" heights. All Palazzo bifold doors available in 6'8", 7'0" and 8'0" heights. *These Palazzo bifolds are shipped as two 2-door units.



masonite's commitment

At Masonite, employees from all parts of the Company – sales, marketing, research and development, customer service and manufacturing – understand that people love their homes. In the past, homes were purchased to meet functional needs. Today, homes are purchased to meet specific lifestyles and to satisfy the need to create multiple living environments within a single home. To meet these lifestyle needs, Masonite is continually creating new and innovative products that will make every home more beautiful, more valuable and more enjoyable. With the ultimate goal of adding beauty and value to every home, Masonite's products are designed and constructed to exacting standards and specifications. All materials – wood, fiberglass, steel or composites – are engineered and carefully selected to ensure lasting durability and timeless performance. For individuals who are building, renovating or redecorating, Masonite products are certain to beautify and accentuate a wide array of architectural home styles.



Masonite Helpline: 1-800-663-DOOR (1-800-663-3667)
9 a.m. to 9 p.m. Monday through Saturday, 10 a.m. to 4 p.m. Sunday, EST

